DURO-LAST
THE WORLD'S BEST ROOF

DETAIL VS4010

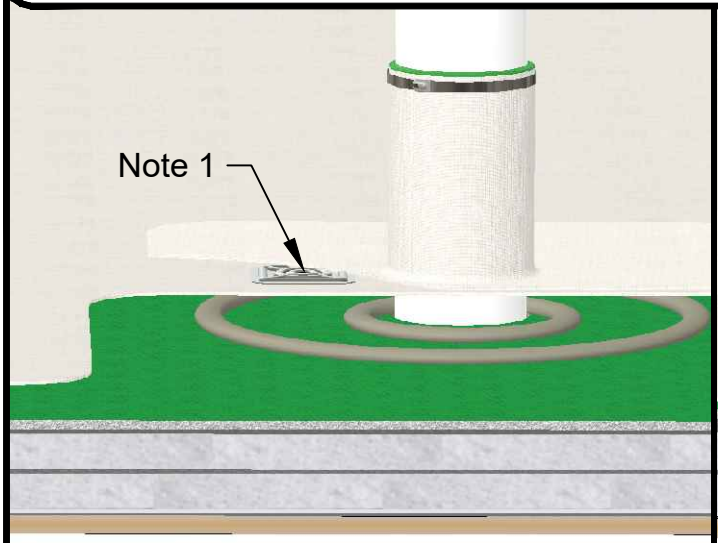

Pipe



Drain

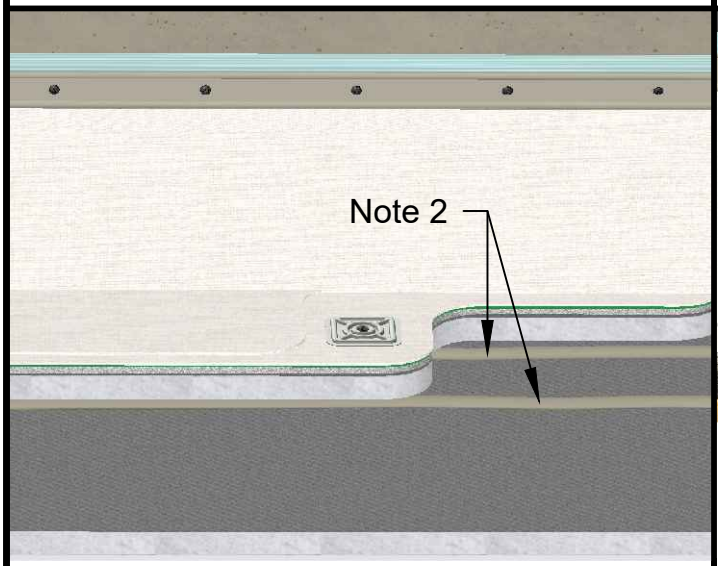

Parapet

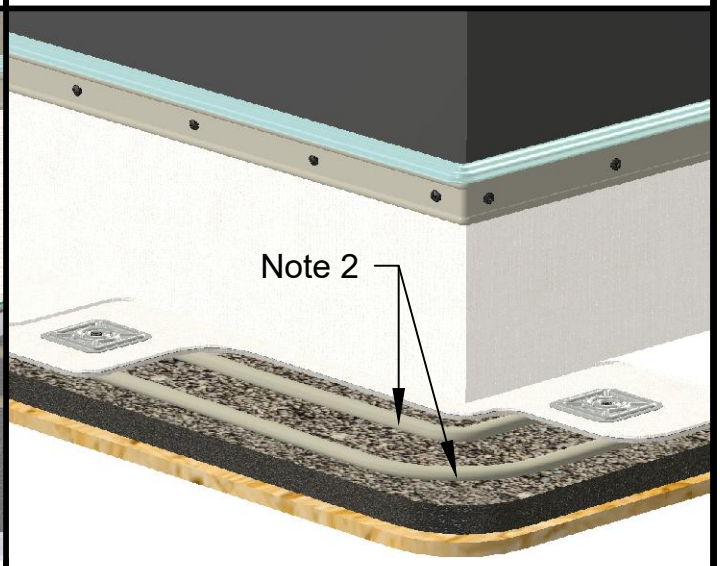

Curb

Note 1: Between the adhesive beads, deck membrane must be fastened around perimeter of roof penetration/drain with approved plates/fasteners at a maximum of 6 in. (152 mm) on center, at least one per side.

Note 2: The first beads are located at the base of penetration, the second beads are positioned immediately after the fastener.

Note 3: All new layers of insulation/cover board must be sealed as shown above.

Note 4: Refer to specifications for vapor barrier, insulation, and cover board requirements. All new layers must be sealed as shown above.

REVISED: N/A	ROOF PENETRATION DETAIL FOR VADA VENTED ROOF SYSTEMS
PREVIOUS: 04/06/2026	SEALED PENETRATION ENHANCEMENT
SCALE: NONE	NEW CONSTRUCTION, FULL TEAR-OFF, OR RECOVER