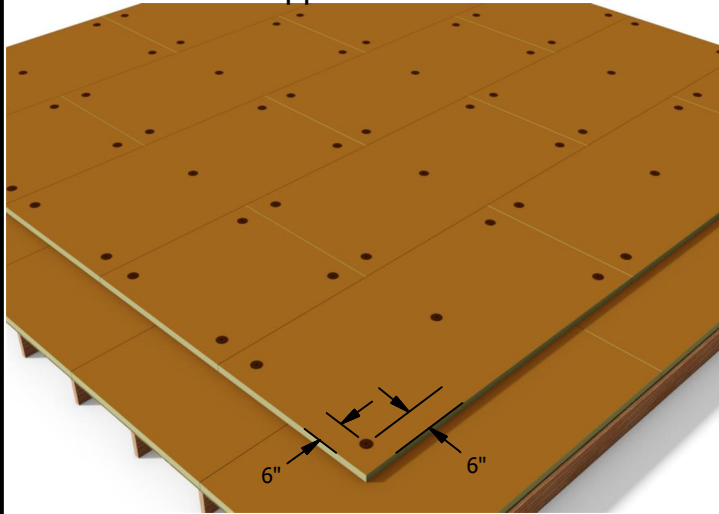
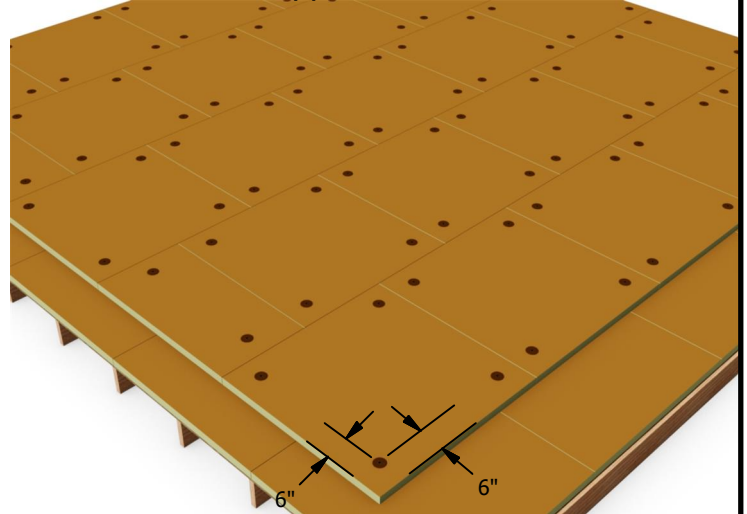


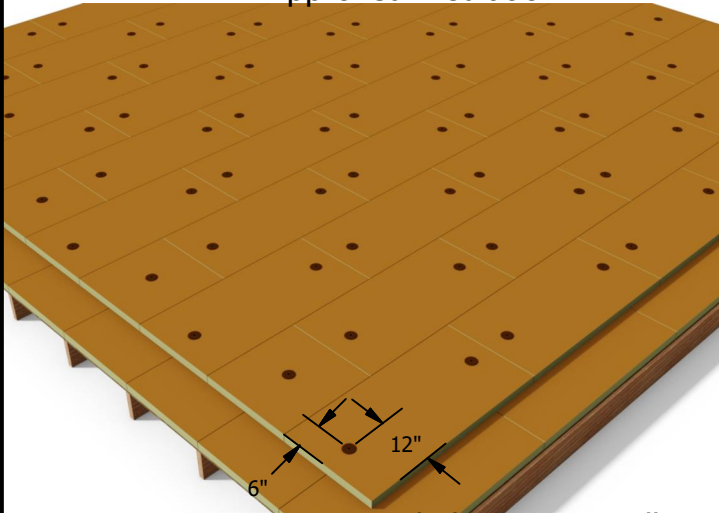
4' x 8' Approved Insulation



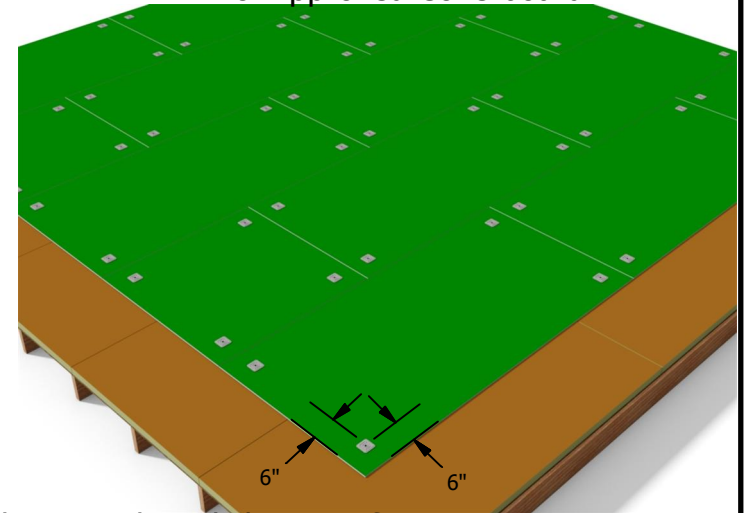
4' x 4' Approved Insulation



2' x 4' Approved Insulation



4' x 8' Approved Coverboard



Note 1: It is recommended to stagger all joints between boards by 50% from row to row and layer to layer.

Note 2: Adjoin panel edges together. Neatly fit to the roof deck and around penetrations with no gaps greater than 1/4"

Note 3: Fasten with approved plates and fasteners.

Note 4: **These fastening patterns are to be used with mechanically fastened systems only.**

Note 5: When installing mechanically attached singleply roof system, insulation boards installed with either side facing up is an acceptable application.

REVISED:	12/1/17	GENERAL DETAIL FOR MECHANICALLY FASTENED SYSTEMS
PREVIOUS:	10/03/16	INSULATION AND RECOVER FASTENING
SCALE:	NONE	NEW CONSTRUCTION OR RE-ROOF