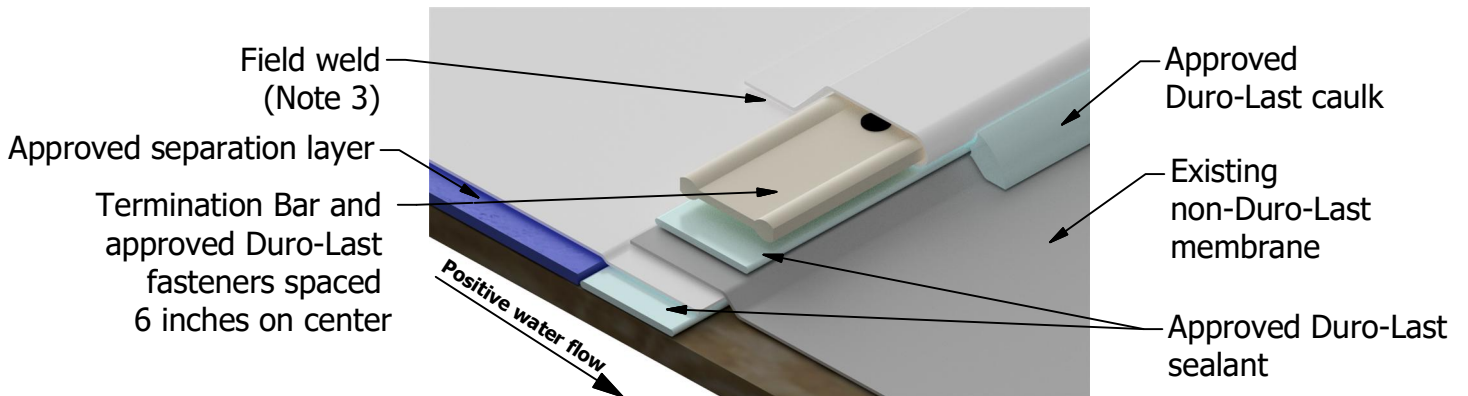
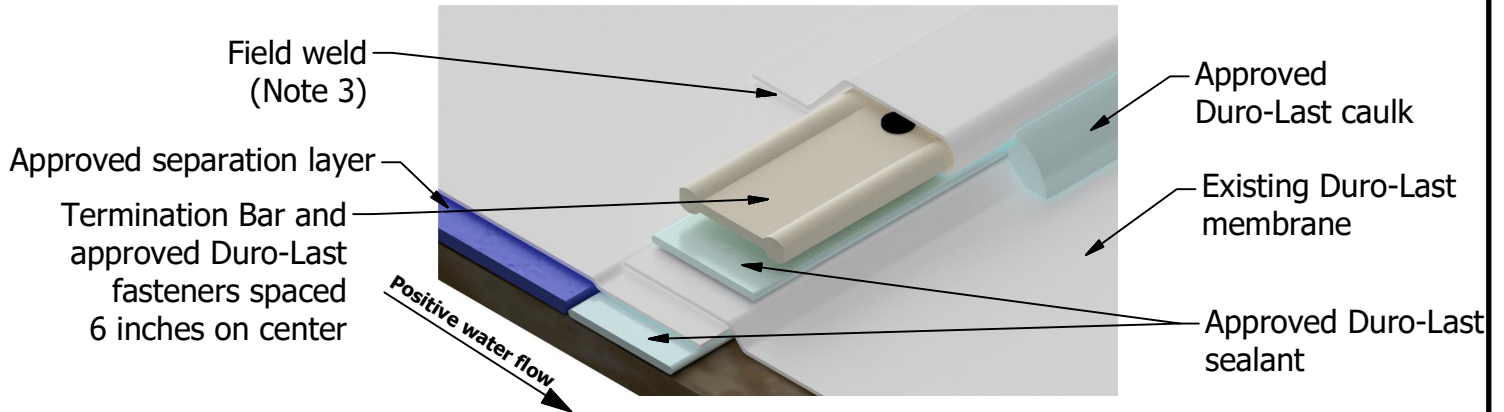



TIE-IN TO NON-DURO-LAST® MEMBRANE



TIE-IN TO DURO-LAST MEMBRANE GREATER THAN ONE YEAR OLD



TIE-IN TO DURO-LAST MEMBRANE LESS THAN ONE YEAR OLD



Note 1: Tie-in detail for all flat surfaces. The use of Detail Drawing 1070 will be required in conjunction with Detail Drawing 1100 when tie-in is across metal flutes.

Note 2: Duro-Last EV must not come in contact with any other Duro-Last membranes.

Note 3: All field welds shall be a minimum of 1-1/2 inches wide.

REVISED:	10/12/17	GENERAL DETAIL FOR MECHANICALLY FASTENED SYSTEMS
PREVIOUS:	07/18/17	SINGLE-PLY ROOF TIE-IN
SCALE:	NONE	NEW CONSTRUCTION OR RE-ROOF