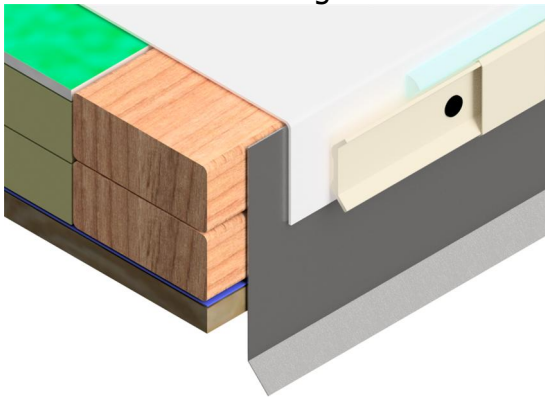
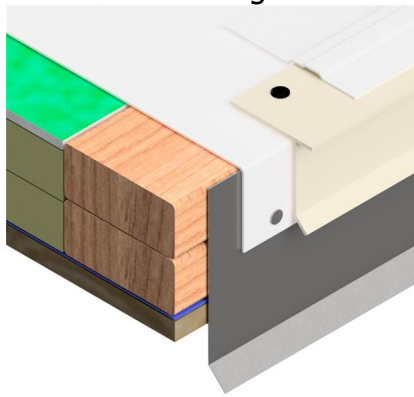


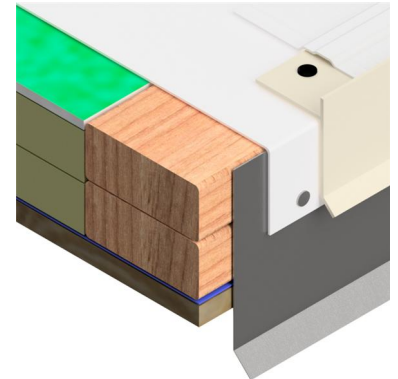
1 3/4" VINYL FASCIA SYSTEM
 Detail Drawing 3030



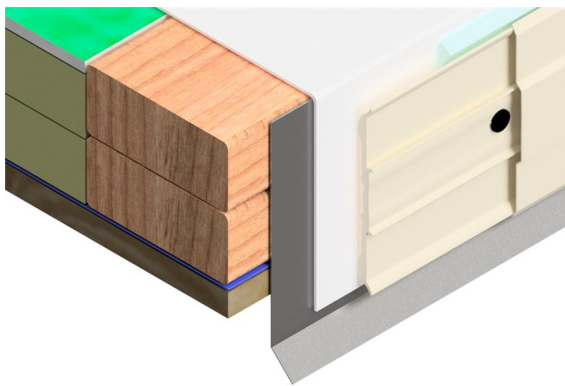
2" VINYL DRIP EDGE
 Detail Drawing 3060



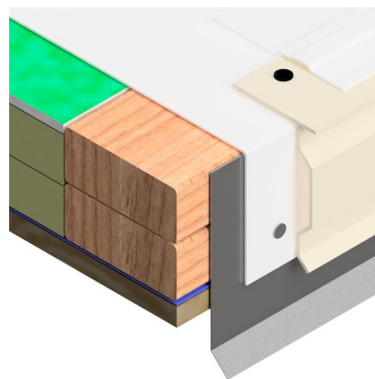
2" VINYL GRAVEL STOP
 Detail Drawing 3090



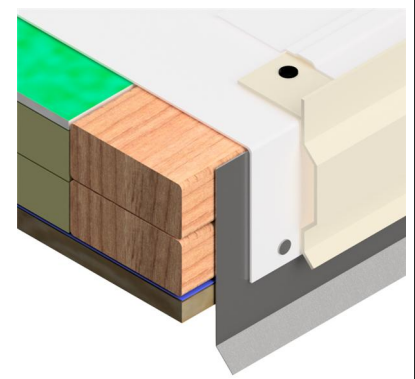
4" VINYL FASCIA SYSTEM
 Detail Drawing 3040



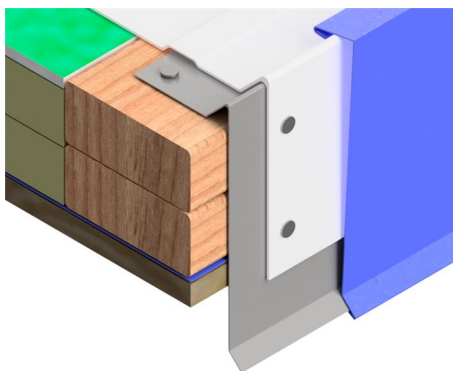
4" VINYL DRIP EDGE
 Detail Drawing 3070



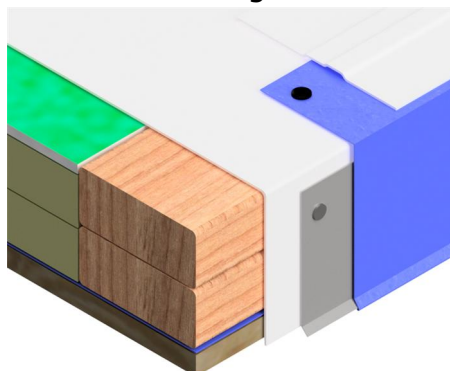
4" VINYL GRAVEL STOP
 Detail Drawing 3100



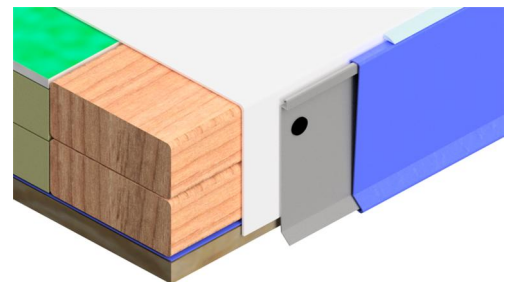
2-PIECE COMPRESSION EDGE
 Detail Drawing 3110



VINYL-COATED METAL DRIP EDGE
 Detail Drawing 3120



4 TO 8" METAL FASCIA BASE
 Detail Drawing 3560



Note: Mechanically fastened detail drawings shown. Refer to appropriate detail drawings for complete installation instructions.

REVISED:	11/21/17	PARAPET WALL DETAIL FOR MECHANICALLY FASTENED SYSTEMS
PREVIOUS:	07/31/17	VARIOUS OUTSIDE WALL TERMINATIONS
SCALE:	NONE	NEW CONSTRUCTION OR RE-ROOF